


3-6

Number Noughts and Crosses


1 Equipment:



Paper



2 Pencils

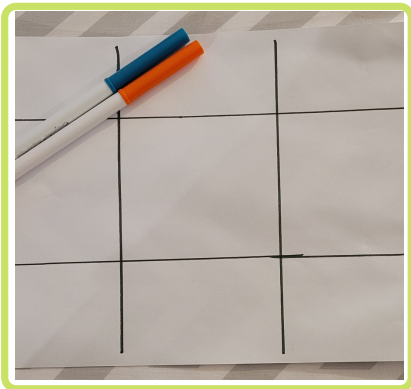


Click on the link below to watch a short clip on how to play 'Number Noughts and Crosses'.

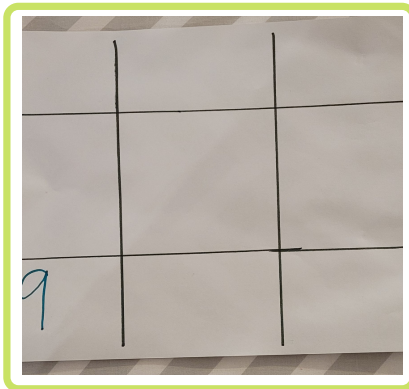
<https://bcove.video/3zNli8m>

2 How to play:


Players take turns placing the numbers 1-9 in a single square on the game board in an attempt to create a row/column/diagonal in which the numbers in the 3 squares adds up to 15. You can only use a number once. If you are the first to get 3 of your numbers in a row that add to equal 15, you win!




Draw up a standard noughts and crosses board.




Player 1 places any number between 1-9 in a square on the game board.



Player 2 then places a number between 1-9 on the game board.



Players take turns placing numbers on the game board.



The first player to make a row/column/diagonal equal 15 wins!

