

Dotty 6


1 Equipment



Pencil



Dice



Paper




Click on the link below to watch a short clip on how to play 'Dotty 6'.


<https://bcove.video/3AXxHeO>

2 How to play:

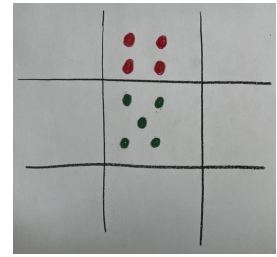
Each player takes turns rolling the dice and putting the corresponding numbers in the game board. You can put your dots wherever, however, you can not have more than 6 in the one box. You must put all your dots in the same box.




Set up your game board.



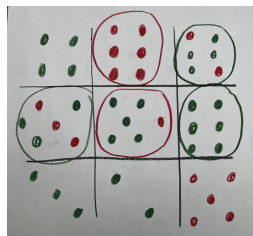
Player 1 rolls a dice and puts the dots in a box of their choice.




Player 2 rolls a dice and puts the dots in a box of their choice.



When a player gets 6 dots in one box they circle it.



If you can't fit the dots anywhere you miss a turn...



You win if you finish the row, column or diagonal of complete boxes (6 dots in each)

Differentiation: To make the game easier you may change the number of dots eg Dotty 4. To make the game more challenging you may increase the number of dots eg Dotty 10.